



12 October 2021

Christopher Gazenbeek  
Branch Secretary-Treasurer  
Shop, Distributive and Allied Employees Association-Queensland Branch  
Sent via email: [secretary@sdaq.asn.au](mailto:secretary@sdaq.asn.au)  
CC: [tim.mann@bdo.com.au](mailto:tim.mann@bdo.com.au)

Dear Christopher Gazenbeek,

**Shop, Distributive and Allied Employees Association-Queensland Branch  
Financial Report for the year ended 30 June 2021 – (FR2021/143)**

I acknowledge receipt of the financial report for the year ended 30 June 2021 for the Shop, Distributive and Allied Employees Association-Queensland Branch. The documents were lodged with the Registered Organisations Commission (**the ROC**) on 11 October 2021.

The financial report has now been filed.

The financial report was filed based on a primary review. This involved confirming that the financial reporting timelines required under s.253, s.265, s.266 and s.268 of the *Fair Work (Registered Organisations) Act 2009 (RO Act)* have been satisfied, all documents required under s.268 of the RO Act were lodged and that various disclosure requirements under the Australian Accounting Standards, RO Act and reporting guidelines have been complied with. A primary review does not examine all disclosure requirements.

Please note that the financial report for the year ending 30 June 2022 may be subject to an advanced compliance review.

You are not required to take any further action in respect of the report lodged. I make the following comments to assist you when you next prepare a financial report.

You must rotate your registered auditor

Correspondence was provided to the reporting unit on 24 June 2021, which alerted you that your registered auditor is approaching their statutory limit on how many consecutive financial years they are permitted to audit your financial report. The financial report lodged identifies that Timothy Mann was the reporting unit's registered auditor for this financial year. Our records indicate that you have now used your current registered auditor for five consecutive financial years, which is the statutory limit under section 256A.

Please ensure that Timothy Mann is not assigned to audit the financial report of the reporting unit for at least the following two financial years. Further information on the rotation of registered auditor requirement can be found via [this link](#).

**Reporting Requirements**

The ROC website provides a number of factsheets in relation to the financial reporting process and associated timelines. The website also contains the s.253 reporting guidelines and a model set of financial statements.

The ROC recommends that reporting units use these model financial statements to assist in complying with the RO Act, the s.253 reporting guidelines and Australian Accounting Standards. Access to this information is available via [this link](#).

If you have any queries regarding this letter, please contact me on (03) 9603 0841 or by email at [Mihiri.jayawardane@roc.gov.au](mailto:Mihiri.jayawardane@roc.gov.au).

Yours sincerely,



**Mihiri Jayawardane**  
**Registered Organisations Commission**

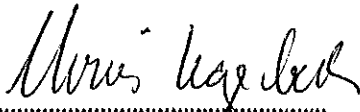
SHOP, DISTRIBUTIVE AND ALLIED EMPLOYEES ASSOCIATION  
(QLD BRANCH)

Section 268 *Fair Work (Registered Organisations) Act 2009*

**CERTIFICATE BY DESIGNATED OFFICER  
FOR THE YEAR ENDED 30 JUNE 2021**

I, Christopher Gazenbeek, being the Secretary of the Shop, Distributive & Allied Employees Association (Queensland Branch) certify:

- that the documents lodged herewith are copies of the full report for the Shop, Distributive & Allied Employees Association (Queensland Branch) for the period ended 30 June 2021 referred to in section 268 of the *Fair Work (Registered Organisations) Act 2009*; and
- that the full report (excluding the Detailed Income Statement) was provided to members of the reporting unit on 28<sup>th</sup> day of September 2021; and
- that the full report was presented to a meeting of the committee of management of the reporting unit on 5<sup>th</sup> day of October 2021 in accordance with section 266 of the *Fair Work (Registered Organisations) Act 2009*.



.....  
Christopher Gazenbeek  
Secretary - Treasurer

Date: ..... 7/10/21 .....



**SHOP DISTRIBUTIVE AND ALLIED EMPLOYEES ASSOCIATION  
(QLD BRANCH)**

**FINANCIAL REPORT**

**FOR THE YEAR ENDED 30 JUNE 2021**

**SHOP, DISTRIBUTIVE AND ALLIED EMPLOYEES ASSOCIATION  
(QLD BRANCH)**

**TABLE OF CONTENTS**

<b>Independent Auditor's Report</b>	<b>3 - 5</b>
<b>Expenditure Report</b>	<b>6</b>
<b>Operating Report</b>	<b>7 - 8</b>
<b>Committee of Management Statement</b>	<b>9</b>
<b>Office Declaration Statement</b>	<b>10</b>
<b>Statement of Comprehensive Income</b>	<b>11</b>
<b>Statement of Financial Position</b>	<b>12</b>
<b>Statement of Changes in Equity</b>	<b>13</b>
<b>Statement of Cash Flows</b>	<b>14</b>
<b>Notes to the Financial Statements</b>	<b>15 - 43</b>

## INDEPENDENT AUDITORS REPORT

To the members of Shop, Distributive and Allied Employees Association (QLD Branch)

### Report on the Audit of the Financial Report

#### Opinion

We have audited the financial report of Shop, Distributive and Allied Employees Association (QLD Branch) (the reporting unit), which comprises the statement of financial position as at 30 June 2021, the statement of comprehensive income, the statement of changes in equity and the statement of cash flows for the year then ended, and notes to the financial report, including a summary of significant accounting policies, the Committee of Management Statement, the subsection 255(2A) report and the Officers Declaration Statement.

In our opinion the accompanying financial report of Shop, Distributive and Allied Employees Association (QLD Branch), presents fairly, in all material respects the reporting unit's financial position as at 30 June 2021 and of its financial performance and its cash flows for the year then ended in accordance with Australian Accounting Standards and any other requirement imposed by these Reporting Guidelines or Part 3 of Chapter 8 of the Fair Work (Registered Organisations) Act 2009.

#### Basis for opinion

We conducted our audit in accordance with Australian Auditing Standards. Our responsibilities under those standards are further described in the *Auditor's responsibilities for the audit of the Financial Report* section of our report. We are independent of the reporting unit in accordance with the ethical requirements of the Accounting Professional and Ethical Standards Board's APES 110 *Code of Ethics for Professional Accountants (including Independence Standards)* (the Code) that are relevant to our audit of the financial report in Australia. We have also fulfilled our other ethical responsibilities in accordance with the Code.

We believe that the audit evidence we have obtained is sufficient and appropriate to provide a basis for our opinion.

#### Other information

The Committee of Management are responsible for the other information. The other information obtained at the date of this auditor's report is information included in the reporting unit's operating report, but does not include the financial report and our auditor's report thereon.

Our opinion on the financial report does not cover the other information and accordingly we do not express any form of assurance conclusion thereon.

In connection with our audit of the financial report, our responsibility is to read the other information and, in doing so, consider whether the other information is materially inconsistent with the financial report or our knowledge obtained in the audit or otherwise appears to be materially misstated.

If, based on the work we have performed on the other information obtained prior to the date of this auditor's report, we conclude that there is a material misstatement of this other information, we are required to report that fact. We have nothing to report in this regard.

#### **Responsibilities of the Committee of Management for the Financial Report**

The Committee of Management of the reporting unit are responsible for the preparation of the financial report that gives a true and fair view in accordance with Australian Accounting Standards and the *Fair Work (Registered Organisations) Act 2009*, and for such internal control as the Committee of Management determine is necessary to enable the preparation of the financial report that is free from material misstatement, whether due to fraud or error.

In preparing the financial report, the Committee of Management are responsible for assessing the registered entity's ability to continue as a going concern, disclosing, as applicable, matters related to going concern and using the going concern basis of accounting unless the responsible entities either intends to liquidate the registered entity or to cease operations, or has no realistic alternative but to do so.

#### **Auditor's responsibilities for the audit of the Financial Report**

Our objectives are to obtain reasonable assurance about whether the financial report as a whole is free from material misstatement, whether due to fraud or error, and to issue an auditor's report that includes our opinion. Reasonable assurance is a high level of assurance, but is not a guarantee that an audit conducted in accordance with the Australian Auditing Standards will always detect a material misstatement when it exists. Misstatements can arise from fraud or error and are considered material if, individually or in the aggregate, they could reasonably be expected to influence the economic decisions of users taken on the basis of this financial report.

- As part of an audit in accordance with the Australian Auditing Standards, we exercise professional judgement and maintain professional scepticism throughout the audit. We also:  
Identify and assess the risks of material misstatement of the financial report, whether due to fraud or error, design and perform audit procedures responsive to those risks, and obtain audit evidence that is sufficient and appropriate to provide a basis for my opinion. The risk of not detecting a material misstatement resulting from fraud is higher than for one resulting from error, as fraud may involve collusion, forgery, intentional omissions, misrepresentations, or the override of internal control.
- Obtain an understanding of internal control relevant to the audit in order to design audit procedures that are appropriate in the circumstances, but not for the purpose of expressing an opinion on the effectiveness of the Reporting Unit's internal control.
- Evaluate the appropriateness of accounting policies used and the reasonableness of accounting estimates and related disclosures made by the Committee of Management.
- Conclude on the appropriateness of the Committee of Management's use of the going concern basis of accounting and, based on the audit evidence obtained, whether a material uncertainty exists related to events or conditions that may cast significant doubt on the Reporting Unit's ability to continue as a going concern. If we conclude that a material uncertainty exists, we are required to draw attention in our auditor's report to the related disclosures in the financial report or, if such disclosures are inadequate, to modify my opinion. Our conclusions are based on the audit evidence obtained up to the date of our auditor's report. However, future events or conditions may cause the Reporting Unit to cease to continue as a going concern.

- Evaluate the overall presentation, structure and content of the financial report, including the disclosures, and whether the financial report represents the underlying transactions and events in a manner that achieves fair presentation.
- Obtain sufficient appropriate audit evidence regarding the financial information of the entities or business activities within the Reporting Unit to express an opinion on the financial report. We are responsible for the direction, supervision and performance of the Reporting Unit audit. We remain solely responsible for our audit opinion.

We communicate with the Committee of Management regarding, among other matters, the planned scope and timing of the audit and significant audit findings, including any significant deficiencies in internal control that are identified during our audit.

This description forms part of our auditor's report.

### **Declaration by the auditor**

I, T R Mann, declare that I am a registered auditor, a member of the Chartered Accountants Australia New Zealand and hold a current Public Practice Certificate.

**BDO Audit Pty Ltd**



**T R Mann**  
Director

Brisbane, 14 September 2021

Registration number (as registered by the RO Commissioner under the Act): AA2017/48



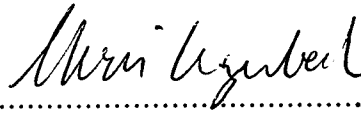
SHOP, DISTRIBUTIVE AND ALLIED EMPLOYEES ASSOCIATION  
(QLD BRANCH)

EXPENDITURE REPORT REQUIRED UNDER SUBSECTION 255(2A)  
FOR THE YEAR ENDED 30 JUNE 2021

The Committee of Management presents the expenditure report as required under subsection 255(2A) on the Reporting Unit for the year ended 30 June 2021.

Categories of expenditures	2021 \$	2020 \$
Remuneration and other employment-related costs and expenses - employees	5,215,700	5,147,274
Advertising	27,081	20,494
Operating costs	5,400,492	5,453,491
Donations to political parties	617	10,000
Legal costs	128,510	69,159

Signature of designated officer:



Name and title of designated officer:

Christopher Gazenbeek  
Secretary - Treasurer

Dated: 14<sup>th</sup> SEPTEMBER 2021

**SHOP, DISTRIBUTIVE AND ALLIED EMPLOYEES ASSOCIATION  
(QLD BRANCH)**

**OPERATING REPORT  
FOR THE YEAR ENDED 30 JUNE 2021**

The Committee of Management presents its operating report on the Reporting Unit for the financial year ended 30 June 2021.

**Review of principal activities, the results of those activities and any significant changes in the nature of those activities during the year**

The principal activity of the Branch is to preserve and enhance the wages and working conditions of its members, and promote the interests and rights of workers. In addition to industrial representation, members are also provided with a range of services and benefits. The Branch produced a range of publications for its members.

Throughout the year under the guidance of the National Association, the Branch has assisted in carrying out the policies and objectives of the National Association; including the defence of penalty rates, and protecting the workers' rights to other employee entitlements.

There were no significant changes in the nature of the Branch's principal activities during the reporting year.

**Significant changes in financial affairs**

There were no significant changes in the Branch's financial affairs for the year.

**Rights of members to resign**

Pursuant to section 174 of the Fair Work (Registered Organisations) Act 2009, members could resign from the Branch by written notice addressed and delivered to the Secretary-Treasurer in accordance with the rule 22A of the Branch.

**Superannuation fund trustees**

There are no officers or employees of the Branch who are superannuation fund trustees or director of a company that is a superannuation fund trustee.

**Affiliations and directorships**

The Branch is affiliated with the Australian Labor Party ("ALP"). Delegates were credentialed to the State meetings of the ALP.

**Number of members**

Membership of the Branch as at 30 June 2021 was 34,475.

Persons eligible to do so under the rules of the Branch were actively encouraged to join the Branch.

**Number of employees**

At 30 June 2021, there were 55 employees employed by the Branch.

**Names of committee of management members and period positions held during the financial year**

The members of the State Council of the Branch at any time during or since the end of the financial year were:

<i>Name</i>	<i>State Council</i>
Mr J. Hogg Branch President	State Council member since 1980 Branch President since 1996
Ms. E. Beswick Branch Vice President	State Council member since 1998 Branch Vice President since 2002
Mr C. Gazenbeek Branch Secretary - Treasurer	State Council member since 2011 Branch Secretary - Treasurer since 2014


**SHOP, DISTRIBUTIVE AND ALLIED EMPLOYEES ASSOCIATION  
(QLD BRANCH)**

**OPERATING REPORT  
FOR THE YEAR ENDED 30 JUNE 2021**

Mr. J. Power Assistant Secretary	State Council member since 2014 Assistant Secretary since 2014
Mrs. P. Jarrett	State Council member since 1984 Brisbane Area Representative
Mrs. S. Pulungan	State Council member since 1998 Brisbane Area Representative
Ms. C. Oliver	State Council member since 2009 Brisbane Area Representative
Ms. M. Wedgwood	State Council member since 2014 Brisbane Area Representative
Ms. K. Burgess	State Council member since 2016 Brisbane Area Representative
Ms. B. Flood	State Council member since 2012 Representative from the Northern Districts
Ms. T. Williams	State Council member since 2014 Representative from the Northern Districts
Ms. S. McLean	State Council member since 2014 Representative from the Southern & Western Districts
Mrs. R. Welch	State Council member since 2014 Representative from the area covered by the Shop Assistants and Storemen and Packers Award - Central Division
Mr. B. Knap	State Council member since 2018 Representative from the Southern & Western Districts

The Association maintained its rules and reported according to statutory requirements.

Dated at Brisbane this 14<sup>th</sup> day of September 2021



.....  
**Christopher Gazenbeek**  
Branch Secretary - Treasurer

**SHOP, DISTRIBUTIVE AND ALLIED EMPLOYEES ASSOCIATION  
(QLD BRANCH)**

**COMMITTEE OF MANAGEMENT STATEMENT  
FOR THE YEAR ENDED 30 JUNE 2021**


On the 14<sup>th</sup> day of September 2021 the Committee of Management of Shop, Distributive and Allied Employees' Association (QLD Branch) passed the following resolution in relation to the general-purpose financial report (GPFR) of the Branch for the year ended 30 June 2021.

The Committee of Management declares in relation to the General Purpose Financial Report ("GPFR") that in its opinion:

- (a) the financial statements and notes comply with the Australian Accounting Standards;
- (b) the financial statements and notes comply with any other requirements imposed by the Reporting Guidelines or Part 3 of Chapter 8 of the Fair Work (Registered Organisations) Act 2009 (the RO Act);
- (c) the financial statements and notes give a true and fair view of the financial performance, financial position and cash flows of the reporting unit for the financial year to which they relate;
- (d) there are reasonable grounds to believe that the reporting unit will be able to pay its debts as and when they become due and payable; and
- (e) during the financial year to which the GPFR relates and since the end of that year:
  - i) meetings of the Committee of Management were held in accordance with the rules of the organisation including the rules of a Branch concerned; and
  - ii) the financial affairs of the reporting unit have been managed in accordance with the rules of the organisation including the rules of a Branch concerned; and
  - iii) the financial records of the reporting unit have been kept and maintained in accordance with the RO Act; and
  - iv) where the organisation consists of two or more reporting units, the financial records of the reporting unit have been kept, as far as practicable, in a consistent manner with each of the other reporting units of the organisation; and
  - v) where information has been sought in any request by a member of the reporting unit or a Commissioner duly made under section 272 of the RO Act has been provided to the member or Commissioner; and
  - vi) where any order for inspection of financial records has been made by the Fair Work Commission under section 273 of the RO Act, there has been compliance.

This declaration is made in accordance with a resolution of the Committee of Management.

Signed by the designated officers on behalf of the Committee of Management:

  
John Hogg  
Branch President

  
Christopher Gazebeek  
Branch Secretary - Treasurer

Dated at Brisbane this 14<sup>th</sup> day of September 2021

Dated at Brisbane this 14<sup>th</sup> day of September 2021

SHOP, DISTRIBUTIVE AND ALLIED EMPLOYEES ASSOCIATION  
(QLD BRANCH)

OFFICER DECLARATION STATEMENT  
FOR THE YEAR ENDED 30 JUNE 2021

I, Christopher Gazenbeek, being the Secretary-Treasurer of the Branch, declare that the following activities did not occur during the reporting period ending 30 June 2021.

The reporting unit did not:

- receive capitation fees or any other revenue amount from another reporting unit
- receive revenue via compulsory levies
- receive donations or grants
- receive revenue from undertaking recovery of wages activity
- pay capitation fees to another reporting unit
- pay a penalty imposed under the RO Act or the Fair Work Act 2009
- have a fund or account for compulsory levies, voluntary contributions or required by the rules of the organisation or branch
- transfer to or withdraw from a fund (other than the general fund), account, asset or controlled entity
- make a payment to a former related party of the reporting unit

Signed by the officer: ..... *Chris Gazenbeek* .....

Dated: *14<sup>th</sup> SEPTEMBER 2021*

**SHOP, DISTRIBUTIVE AND ALLIED EMPLOYEES ASSOCIATION  
(QLD BRANCH)**

**STATEMENT OF COMPREHENSIVE INCOME  
FOR THE YEAR ENDED 30 JUNE 2021**

	Note	2021 \$	2020 \$
<b>INCOME</b>			
Membership subscriptions		10,749,212	10,654,805
Interest		36,065	5,523
Other Income	3A	382,477	413,637
Gain/(Loss) on disposal of assets		(9,199)	-
Gain/(Loss) on revaluation of investment property		-	(228,616)
Gain/(Loss) on revaluation of investment portfolio		503,854	(348,990)
Rental income		152,489	259,860
<b>TOTAL INCOME</b>		<b>11,814,898</b>	<b>10,756,219</b>
<b>LESS EXPENSES</b>			
Administration costs	4	1,352,420	1,300,603
Affiliation fees	5	1,326,605	1,319,503
Amortisation of leases		270,204	325,966
Audit fees	6	51,508	58,038
Considerations paid to employers for payroll deductions		116,436	27,383
Consulting / Training		493,838	435,004
Depreciation		195,272	185,186
Federal meeting expenses	7	18,673	129,926
Fringe benefits		108,518	110,370
Insurance		395,492	355,751
Legal costs	8	128,510	69,159
Organisation expenses		464,772	323,239
Other (rental properties expenses)		197,674	182,322
Payroll tax		226,634	209,046
Postage		70,605	118,679
Printing and stationery		210,335	287,577
Leave entitlements accrual		33,384	103,484
Salaries and wages	9	4,324,456	4,129,173
Scholarship bursaries		113,555	119,735
Shop steward expenses		169,074	315,073
Superannuation	9	522,708	595,201
<b>TOTAL EXPENSES</b>		<b>10,790,673</b>	<b>10,700,418</b>
<b>Surplus (deficit) for the year</b>		<b>1,024,225</b>	<b>55,801</b>
<b>Other Comprehensive Income</b>			
Items that may be subsequently reclassified to profit or loss			
Gains/(loss) on revaluation of land and buildings		-	1,151,389
<b>Total comprehensive income attributable to the organisation</b>		<b>1,024,225</b>	<b>1,207,190</b>

The above Statement of Comprehensive Income should be read in conjunction with the accompanying notes.

**SHOP, DISTRIBUTIVE AND ALLIED EMPLOYEES ASSOCIATION  
(QLD BRANCH)**

**STATEMENT OF FINANCIAL POSITION  
AS AT 30 JUNE 2021**

	Note	2021 \$	2020 \$
<b>CURRENT ASSETS</b>			
Cash and cash equivalents	10	314,367	1,641,413
Trade and other receivables	11	804,613	863,236
Cash management accounts	12	8,702,690	7,981,713
Other current assets	13	635,397	394,882
<b>TOTAL CURRENT ASSETS</b>		<b>10,457,067</b>	<b>10,881,244</b>
<b>NON-CURRENT ASSETS</b>			
Other financial assets	14	7,342,312	6,838,458
Property, plant and equipment	15	10,150,877	10,224,374
Investment properties	16	6,970,389	6,300,000
Right-of-use assets	17	585,358	641,951
Intangibles	18	33,980	-
<b>TOTAL NON-CURRENT ASSETS</b>		<b>25,082,916</b>	<b>24,004,783</b>
<b>TOTAL ASSETS</b>		<b>35,539,983</b>	<b>34,886,027</b>
<b>CURRENT LIABILITIES</b>			
Trade and other payables	19	331,282	685,204
Lease liabilities	17	275,805	263,022
Employee provisions	21	1,320,317	1,235,558
Other current liabilities	22	13,395	13,717
<b>TOTAL CURRENT LIABILITIES</b>		<b>1,940,799</b>	<b>2,197,501</b>
<b>NON-CURRENT LIABILITIES</b>			
Lease liabilities	17	320,900	383,093
Employee provisions	21	5,092	56,466
<b>TOTAL NON-CURRENT LIABILITIES</b>		<b>325,992</b>	<b>439,559</b>
<b>TOTAL LIABILITIES</b>		<b>2,266,791</b>	<b>2,637,060</b>
<b>NET ASSETS</b>		<b>33,273,192</b>	<b>32,248,967</b>
<b>EQUITY</b>			
General fund	23	32,121,803	31,097,578
Asset revaluation reserves	24	1,151,389	1,151,389
<b>TOTAL EQUITY</b>		<b>33,273,192</b>	<b>32,248,967</b>

The above Statement of Financial Position should be read in conjunction with the accompanying notes.

**SHOP, DISTRIBUTIVE AND ALLIED EMPLOYEES ASSOCIATION  
(QLD BRANCH)**

**STATEMENT OF CHANGES IN EQUITY  
FOR THE YEAR ENDED 30 JUNE 2021**

	General Fund \$	Asset Revaluation Reserve \$	Total \$
<b>Balance at 1 July 2019</b>	31,041,372	-	31,041,372
Profit/(loss) attributable to the organisation	55,801	-	55,801
Other Comprehensive Income for the year	-	1,151,389	1,151,389
Transfers to and from reserves			
- Auxiliary fund payment	405	-	405
Sub-total	56,206	1,151,389	1,207,595
<b>Closing balance at 30 June 2020</b>	31,097,578	1,151,389	32,248,967
Profit/(loss) attributable to the organisation	1,024,225	-	1,024,225
Other Comprehensive Income for the year	-	-	-
Sub-total	1,024,225	-	1,024,225
<b>Closing balance at 30 June 2021</b>	32,121,803	1,151,389	33,273,192

The above Statement of Changes in Equity should be read in conjunction with the accompanying notes.



**SHOP, DISTRIBUTIVE AND ALLIED EMPLOYEES ASSOCIATION  
(QLD BRANCH)**

**STATEMENT OF CASH FLOWS  
FOR THE YEAR ENDED 30 JUNE 2021**

	Note	2021 \$	2020 \$
<b>OPERATING ACTIVITIES</b>			
<b>Cash received</b>			
Interest received		36,065	5,523
Membership subscriptions		11,802,383	11,736,926
Receipts from other sources		560,804	696,227
<b>Cash used</b>			
Employees		(4,847,164)	(4,724,374)
Suppliers		(5,840,911)	(5,611,203)
Payments to other reporting units	25(b)	(1,191,130)	(1,246,814)
Finance cost		(27,753)	(22,820)
<b>Net cash from (used by) operating activities</b>	<b>25(a)</b>	<b>492,294</b>	<b>833,465</b>
<b>INVESTING ACTIVITIES</b>			
<b>Cash received</b>			
Proceeds from investments		-	1,083,971
<b>Cash used</b>			
Purchase of plant and equipment		(113,429)	(99,308)
Purchase of land and buildings		(13,192)	(79,911)
Payments for investments		(1,395,719)	(228,616)
Payments for intangibles		(33,980)	-
<b>Net cash from (used by) investing activities</b>		<b>(1,556,320)</b>	<b>676,136</b>
<b>FINANCING ACTIVITIES</b>			
<b>Cash used</b>			
Other - mortality fund claims		-	-
Repayment of lease liabilities		(263,020)	(321,802)
<b>Net cash from (used by) financing activities</b>		<b>(263,020)</b>	<b>(321,802)</b>
Net increase/(decrease) in cash held		(1,327,046)	1,187,799
Cash and cash equivalents at the beginning of the reporting period		1,641,413	453,614
<b>Cash and cash equivalents at the end of the reporting period</b>	<b>10</b>	<b>314,367</b>	<b>1,641,413</b>

The above Statement of Cash Flows should be read in conjunction with the accompanying notes.

**SHOP, DISTRIBUTIVE AND ALLIED EMPLOYEES ASSOCIATION  
(QLD BRANCH)**

**NOTES TO THE FINANCIAL STATEMENTS  
FOR THE YEAR ENDED 30 JUNE 2021**

**NOTE 1: STATEMENT OF SIGNIFICANT ACCOUNTING POLICIES**

Shop, Distributive and Allied Employees Association (QLD Branch) is a state employees Branch and is domiciled in Australia.

**Basis of Preparation**

The financial statements are general purpose financial statements and have been prepared in accordance with Australian Accounting Standards and Interpretations issued by the Australian Accounting Standards Board (AASB) that apply for the reporting year and the Fair Work (Registered Organisation) Act 2009. For the purpose of preparing the general purpose financial statements, the Shop, Distributive and Allied Employees Association (QLD Branch) is a not-for-profit entity and the financial statements are prepared on a going concern basis.

The financial statements have been prepared on an accrual basis and in accordance with the historical cost, except for certain assets and liabilities measured at fair value, as explained in the accounting policies below. Historical cost is generally based on the fair values of the consideration given in exchange for assets. Except where stated, no allowance is made for the effect of changing prices on the results or the financial position. The financial statements are presented in Australian dollars. The following is a summary of the material accounting policies adopted by the Branch in the preparation of the financial report. The accounting policies have been consistently applied, unless otherwise stated.

**Comparative amounts**

When required by Accounting Standards, comparative figures have been adjusted to conform to changes in presentation for the current financial year.

**Significant accounting judgements and estimates**

The following accounting assumptions or estimates have been identified that have a significant risk of causing a material adjustment to the carrying amounts of assets and liabilities within the next reporting period.

*Measurement of fair values*

A number of the Branch's accounting policies and disclosures require the measurement of fair values, for both financial and non-financial assets and liabilities.

The Branch has an established control framework with respect to the measurement of fair values. Significant fair value measurements are overseen and reviewed regularly, including unobservable inputs and valuation adjustments. If third party information is used to measure fair values, the Branch assesses the evidence obtained from the third parties to support the conclusion that such valuations meet the requirements of AASBs, including the level in the fair value hierarchy in which such valuations should be classified. Significant valuation issues are reviewed by the Branch's Audit and Risk Committee.

When measuring the fair value of an asset or a liability, the Branch uses market observable data as far as possible. Fair values are categorised into different levels in a fair value hierarchy based on the inputs used in the valuation techniques as follows.

Level 1 - quoted prices (unadjusted) in active markets for identical assets or liabilities.

Level 2 - inputs other than quoted prices included in Level 1 that are observable for the asset or liability, either directly (i.e. as prices) or indirectly (i.e. derived from prices).

Level 3 - inputs for the asset or liability that are not based on observable market data (unobservable inputs).

If the inputs used to measure the fair value of an asset or a liability might be categorised in different levels of the fair value hierarchy, then the fair value measurement is categorised in its entirety in the same level of the fair value hierarchy as the lowest level input that is significant to the entire measurement.

The Branch recognises transfers between levels of the fair value hierarchy at the end of the reporting period during which the change has occurred.

The investment property is under construction as at 30 June 2021. The Branch has obtained a valuation advice from the valuer to value the investment property under construction. A full valuation of the investment property will be obtained upon completion of the construction.

**SHOP, DISTRIBUTIVE AND ALLIED EMPLOYEES ASSOCIATION  
(QLD BRANCH)**

**NOTES TO THE FINANCIAL STATEMENTS  
FOR THE YEAR ENDED 30 JUNE 2021**

**NOTE 1: STATEMENT OF SIGNIFICANT ACCOUNTING POLICIES (CONT.)**

**Significant accounting judgements and estimates (cont.)**

*Measurement of fair values (cont.)*

Further information about the assumptions made in measuring fair values is included in the following notes: Note 15: Property, Plant & Equipment and Note 16: Investment property.

**Adoption of new Australian Accounting Standards and amendments**

No accounting standard has been adopted earlier than the application date stated in the standard.

The accounting policies adopted are consistent with those of the previous financial year except for the following standards and amendments, which have been adopted for the first time this financial year:

- i) AASB 2018-7 Amendments to Australian Accounting Standards - Definition of Material

**Impact on adoption of AASB 2018-7 Amendments to Australian Accounting Standards - Definition of Material**

The amendments provide a new definition of material that states, “information is material if omitting, misstating or obscuring it could reasonably be expected to influence decisions that the primary users of general purpose financial statements make on the basis of those financial statements, which provide financial information about a specific reporting entity.” The amendments clarify that materiality will depend on the nature or magnitude of information, either individually or in combination with other information, in the context of the financial statements. A misstatement of information is material if it could reasonably be expected to influence decisions made by the primary users.

These amendments had no impact on the financial statements of, nor is there expected to be any future impact to the Branch.

**Future Australian Accounting Standards Requirements**

New standards, amendments to standards or interpretations that were issued prior to the sign-off date and are applicable to future reporting periods that are expected to have a future financial impact on the Branch include:

- i) AASB 2020-1 - Amendments to Australian Accounting Standards - Classification of Liabilities as Current or Non-current.

This Standard amends AASB 101 Presentation of Financial Statements to clarify requirements for the presentation of liabilities in the statement of financial position as current or non-current. For example, the amendments clarify that a liability is classified as non-current if an entity has the right at the end of the reporting period to defer settlement of the liability for at least 12 months after the reporting period. This Standard applies to annual reporting periods beginning on or after 1 January 2023. Earlier application is permitted. The Branch does not expect the adoption of this amendment to have an impact on its financial statements.

**Current versus non-current classification**

The Branch presents assets and liabilities in the statement of financial position based on current/non-current classification.

An asset is current when it is:

- Expected to be realised or intended to be sold or consumed in the normal operating cycle;
- Held primarily for the purpose of trading;
- Expected to be realised within twelve months after the reporting period; or
- Cash or cash equivalent unless restricted from being exchanged or used to settle a liability for at least twelve months after the reporting period

All other assets are classified as non-current.

**SHOP, DISTRIBUTIVE AND ALLIED EMPLOYEES ASSOCIATION  
(QLD BRANCH)**

**NOTES TO THE FINANCIAL STATEMENTS  
FOR THE YEAR ENDED 30 JUNE 2021**

**NOTE 1: STATEMENT OF SIGNIFICANT ACCOUNTING POLICIES (CONT.)**

**Future Australian Accounting Standards Requirements (cont.)**

A liability is current when:

- It is expected to be settled in the normal operating cycle;
- It is held primarily for the purpose of trading;
- It is due to be settled within twelve months after the reporting period; or
- There is no unconditional right to defer the settlement of the liability for at least twelve months after the reporting period

The terms of the liability that could, at the option of the counterparty, result in its settlement by the issue of equity instruments do not affect its classification.

The Branch classifies all other liabilities as non-current.

**Accounting Policies**

**(a) Revenue from contracts with customers**

The Branch enters into various arrangements where it receives consideration from another party. These arrangements include consideration in the form of membership subscriptions, donations, gains from sale of assets, and rental income.

Revenue is measured at the fair value of the consideration received or receivable. All revenue is stated net of the amount of goods and services tax (GST).

The timing of recognition of these amounts as either revenue or income depends on the rights and obligations in those arrangements. Receivables for goods and services, which have 30 day terms, are recognised at the nominal amounts due less any impairment allowance account. Collectability of debts is reviewed at end of the reporting period. Allowances are made when collectability of the debt is no longer probable.

**(i) Membership subscriptions**

Revenue from subscriptions is accounted for on an accrual basis and is recorded as revenue in the year to which it relates.

Membership contributions are consideration received by the Shop, Distributive and Allied Employees' Association QLD Branch from members in accordance with the rules that enables the entity to further its objectives as set out in the rules. The Shop, Distributive and Allied Employees' Association (QLD Branch) recognises each of these amounts of consideration as income for the period of membership it represents based on the rights and obligations of members.

**(ii) Gains from sale of assets**

An item of property, plant and equipment is derecognised upon disposal (which is at the date the recipient obtains control) or when no future economic benefits are expected from its use or disposal. Any gain or loss arising on derecognition of the asset (calculated as the difference between the net disposal proceeds and the carrying amount of the asset) is included in the statement of profit or loss when the asset is derecognised.

**(iii) Interest income**

Interest revenue is recognised on a proportional basis taking into account the interest rates applicable to the financial assets.

**(iv) Rental income**

Leases in which the Branch as a lessor, does not transfer substantially all the risks and rewards incidental to ownership of an asset are classified as operating leases. Rental income arising is accounted for on a straight-line basis over the relevant lease term. Initial direct costs incurred in negotiating and arranging an operating lease are added to the carrying amount of the leased asset and recognised over the lease term on the same basis as rental income. Contingent rents are recognised as revenue in the period in which they are earned.

**SHOP, DISTRIBUTIVE AND ALLIED EMPLOYEES ASSOCIATION  
(QLD BRANCH)**

**NOTES TO THE FINANCIAL STATEMENTS  
FOR THE YEAR ENDED 30 JUNE 2021**

**NOTE 1: STATEMENT OF SIGNIFICANT ACCOUNTING POLICIES (CONT.)**

**(a) Revenue from contract with customers (cont.)**

**(v) Donations**

Donation income is recognised when it is received.

**(vi) Other revenue**

Other revenue is recognised when the right to receive the revenue has been established.

**(b) Employee Benefits**

A liability is recognised for benefits accruing to employees in respect of wages and salaries, annual leave, long service leave and termination benefits when it is probable that settlement will be required and they are capable of being measured reliably.

Liabilities for short-term employee benefits (as defined in AASB 119 *Employee Benefits*) and termination benefits which are expected to be settled within twelve months of the end of reporting period are measured at their nominal amounts. The nominal amount is calculated with regard to the rates expected to be paid on settlement of the liability, plus related on-costs.

Other long-term employee benefits which are expected to be settled beyond twelve months are measured as the present value of the estimated future cash outflows to be made by the Branch in respect of services provided by employees up to reporting date.

**(c) Cash and Cash Equivalents**

Cash is recognised at its nominal amount. Cash and cash equivalents includes cash on hand, deposits held at call with bank, other short-term highly liquid investments with original maturity of 3 months or less that are readily convertible to known amounts of cash and subject to insignificant risk of changes in value and bank overdrafts. Bank overdrafts are shown within short-term borrowings in current liabilities on the consolidated statement of financial position.

Cash management accounts are short term deposits with a maturity of greater than 90 days from acquisition.

**(d) Provisions**

Provisions are recognised when the group has a legal or constructive obligation, as a result of past events, for which it is probable that an outflow of economic benefits will result and that outflow can be reliably measured.

**(e) Leases**

The Branch assesses at contract inception whether a contract is, or contains, a lease. That is, if the contract conveys the right to control the use of an identified asset for a period of time in exchange for consideration.

**Shop, Distributive and Allied Employees Association (QLD Branch) as a lessee**

The Branch applies a single recognition and measurement approach for all leases, except for short-term leases and leases of low-value assets. The Branch recognises lease liabilities to make lease payments and right-of-use assets representing the right to use the underlying assets.

**SHOP, DISTRIBUTIVE AND ALLIED EMPLOYEES ASSOCIATION  
(QLD BRANCH)**

**NOTES TO THE FINANCIAL STATEMENTS  
FOR THE YEAR ENDED 30 JUNE 2021**

**NOTE 1: STATEMENT OF SIGNIFICANT ACCOUNTING POLICIES (CONT.)**

**(e) Leases (cont.)**

**Right-of-use assets**

The Branch recognises right-of-use assets at the commencement date of the lease (i.e., the date the underlying asset is available for use). Right-of-use assets are measured at cost, less any accumulated depreciation and impairment losses, and adjusted for any remeasurement of lease liabilities. The cost of right-of-use assets includes the amount of lease liabilities recognised, initial direct costs incurred, and lease payments made at or before the commencement date less any lease incentives received. Right-of-use assets are depreciated on a straight-line basis over the shorter of the lease term and the estimated useful lives of the assets, as follows:

Land & buildings	2.5%	Straight line
Plant and equipment	10 - 30%	Diminishing value

If ownership of the leased asset transfers to the Branch at the end of the lease term of the cost reflects the exercise of a purchase option, depreciation is calculated using the estimated useful life of the asset. The right-of-use asset are also subject to impairment.

**Lease liabilities**

At the commencement date of the lease, the Branch recognises lease liabilities measured at the present value of lease payments to be made over the lease term. The lease payments include fixed payments (including in-substance fixed payments) less any lease incentives receivable, variable lease payments that depend on an index or a rate, and amounts expected to be paid under residual value guarantees. The lease payments also include the exercise price of a purchase option reasonably certain to be exercised by the Branch and payments of penalties for terminating the lease, if the lease term reflects the Branch exercising the option to terminate. Variable lease payments that do not depend on an index or a rate are recognised as expenses in the period in which the event or condition that triggers the payment occurs.

In calculating the present value of lease payments, the Branch uses the interest rate implicit in the lease. After the commencement date, the amount of lease liabilities is increased to reflect the accretion of interest and reduced for the lease payments made. In addition, the carrying amount of lease liabilities is remeasured if there is a modification, a change in the lease term, a change in the lease payments (e.g., changes to future payments resulting from a change in an index or rate used to determine such lease payments) or a change in the assessment of an option to purchase the underlying asset.

**Short-term leases and leases of low-value assets**

Short-term leases are those that have a lease term of 12 months or less from the commencement. It also applies the lease of low-value assets recognition exemption to leases that are below \$1,000. Lease payments on short-term leases and leases of low-value assets are recognised as expense on a straight-line basis over the lease term.

**SHOP, DISTRIBUTIVE AND ALLIED EMPLOYEES ASSOCIATION  
(QLD BRANCH)**

**NOTES TO THE FINANCIAL STATEMENTS  
FOR THE YEAR ENDED 30 JUNE 2021**

**NOTE 1: STATEMENT OF SIGNIFICANT ACCOUNTING POLICIES (CONT.)**

**(f) Financial Instruments**

Financial assets and financial liabilities are recognised when a Branch entity becomes a party to the contractual provisions of the instrument.

**Financial assets**

**Contract assets and receivables**

A contract asset is recognised when the Branch's right to consideration in exchange for goods or services that has transferred to the customer when that right is conditioned on the Branch's future performance or some other condition.

A receivable is recognised if an amount of consideration that is unconditional is due from the customer (i.e., only the passage of time is required before payment of the consideration is due).

Contract assets and receivables are subject to impairment assessment. Refer to the accounting policies on impairment of financial assets below.

**Initial recognition and measurement**

Financial assets are classified, at initial recognition, and subsequently measured at amortised cost, fair value through other comprehensive income (OCI), or fair value through profit or loss.

The classification of financial assets at initial recognition depends on the financial asset's contractual cash flow characteristics and the Branch's business model for managing them. With the exception of trade receivables that do not contain a significant financing component, the Branch initially measures a financial asset at its fair value plus, in the case of a financial asset not at fair value through profit or loss, transaction costs.

In order for a financial asset to be classified and measured at amortised cost or fair value through OCI, it needs to give rise to cash flows that are 'solely payments of principal and interest' (SPPI) on the principal amount outstanding. This assessment is referred to as the SPPI test and is performed at an instrument level.

The Branch's business model for managing financial assets refers to how it manages its financial assets in order to generate cash flows. The business model determines whether cash flows will result from collecting contractual cash flows, selling the financial assets, or both.

Purchases or sales of financial assets that require delivery of assets within a time frame established by regulation or convention in the market place (regular way trades) are recognised on the trade date, i.e., the date that the branch commits to purchase or sell the asset.

**Subsequent measurement**

For purposes of subsequent measurement, financial assets are classified in five categories:

- (Other) financial assets at amortised cost
- (Other) financial assets at fair value through other comprehensive income
- Investments in equity instruments designated at fair value through other comprehensive income
- (Other) financial assets at fair value through profit or loss
- (Other) financial assets designated at fair value through profit or loss

**SHOP, DISTRIBUTIVE AND ALLIED EMPLOYEES ASSOCIATION  
(QLD BRANCH)**

**NOTES TO THE FINANCIAL STATEMENTS  
FOR THE YEAR ENDED 30 JUNE 2021**

**NOTE 1: STATEMENT OF SIGNIFICANT ACCOUNTING POLICIES (CONT.)**

**(f) Financial Instruments (cont.)**

**Financial assets at amortised cost**

The Branch measures financial assets at amortised cost if both of the following conditions are met:

- The financial asset is held within a business model with the objective to hold financial assets in order to collect contractual cash flows and
- The contractual terms of the financial asset give rise on specified dates to cash flows that are solely payments of principal and interest on the principal amount outstanding

Financial assets at amortised cost are subsequently measured using the effective interest (**EIR**) method and are subject to impairment. Gains and losses are recognised in profit or loss when the asset is derecognised, modified or impaired.

The Branch's financial assets at amortised cost includes trade receivables.

**Financial assets at fair value through profit or loss (including designated)**

Financial assets at fair value through profit or loss include financial assets held for trading, financial assets designated upon initial recognition at fair value through profit or loss, or financial assets mandatorily required to be measured at fair value. Financial assets are classified as held for trading if they are acquired for the purpose of selling or repurchasing in the near term. Derivatives, including separated embedded derivatives, are also classified as held for trading unless they are designated as effective hedging instruments. Financial assets with cash flows that are not solely payments of principal and interest are classified and measured at fair value through profit or loss, irrespective of the business model. Notwithstanding the criteria for debt instruments to be classified at amortised cost or at fair value through OCI, as described above, debt instruments may be designated at fair value through profit or loss on initial recognition if doing so eliminates, or significantly reduces, an accounting mismatch.

Financial assets at fair value through profit or loss are carried in the statement of financial position at fair value with net changes in fair value recognised in profit or loss.

**Derecognition**

A financial asset is derecognised when:

- The rights to receive cash flows from the asset have expired; or
- The Branch has transferred its rights to receive cash flows from the asset or has assumed an obligation to pay the received cash flows in full without material delay to a third party under a 'pass-through' arrangement; and either:
  - a) The Branch has transferred substantially all the risks and rewards of the asset; or
  - b) The Branch has neither transferred nor retained substantially all the risks and rewards of the asset but has transferred control of the asset.

When the Branch has transferred its rights to receive cash flows from an asset or has entered into a pass-through arrangement, it evaluates if, and to what extent, it has retained the risks and rewards of ownership.

When it has neither transferred nor retained substantially all of the risks and rewards of the asset, nor transferred control of the asset, the Branch continues to recognise the transferred asset to the extent of its continuing involvement together with associated liability.



**SHOP, DISTRIBUTIVE AND ALLIED EMPLOYEES ASSOCIATION  
(QLD BRANCH)**

**NOTES TO THE FINANCIAL STATEMENTS  
FOR THE YEAR ENDED 30 JUNE 2021**

**NOTE 1: STATEMENT OF SIGNIFICANT ACCOUNTING POLICIES (CONT.)**

**(f) Financial Instruments (cont.)**

**Financial Liabilities**

**Initial recognition and measurement**

Financial liabilities are classified, at initial recognition, at amortised cost unless or at fair value through profit or loss.

All financial liabilities are recognised initially at fair value and, in the case of financial liabilities at amortised cost, net of directly attributable transaction costs.

The Branch's financial liabilities include trade and other payables.

**Subsequent measurement**

**Financial liabilities at amortised cost**

After initial recognition, trade and other payables and interest-bearing loans and borrowings are subsequently measured at amortised cost using the EIR method. Gains and losses are recognised in profit or loss when the liabilities are derecognised as well as through the EIR amortisation process.

Amortised cost is calculated by taking into account any discount or premium on acquisition and fees or costs that are an integral part of the EIR. The EIR amortisation is included as finance costs in profit or loss.

**Derecognition**

A financial liability is derecognised when the obligation under the liability is discharged or cancelled or expires. When an existing financial liability is replaced by another from the same lender on substantially different terms, or the terms of an existing liability are substantially modified, such an exchange or modification is treated as the derecognition of the original liability and the recognition of a new liability. The difference in the respective carrying amounts is recognised in profit or loss.

**SHOP, DISTRIBUTIVE AND ALLIED EMPLOYEES ASSOCIATION  
(QLD BRANCH)**

**NOTES TO THE FINANCIAL STATEMENTS  
FOR THE YEAR ENDED 30 JUNE 2021**

**NOTE 1: STATEMENT OF SIGNIFICANT ACCOUNTING POLICIES (CONT.)**

**(g) Contingent liabilities and contingent assets**

Contingent liabilities and contingent assets are not recognised in the Statement of Financial Position but are reported in the relevant notes. They may arise from uncertainty as to the existence of a liability or asset or represent an existing liability or asset in respect of which the amount cannot be reliably measured. Contingent assets are disclosed when settlement is probable but not virtually certain, and contingent liabilities are disclosed when settlement is greater than remote.

**(h) Land, buildings, plant and equipment**

**Asset recognition threshold**

Purchases of land, buildings, plant and equipment are recognised initially at cost in the statement of financial position. The initial cost of an asset includes an estimate of the cost of dismantling and removing the item and restoring the site on which it is located.

**Revaluations - Land and Buildings**

Following initial recognition at cost, land and buildings are carried at fair value less subsequent accumulated depreciation and accumulated impairment losses. Revaluations are performed with sufficient frequency such that the carrying amount of assets do not differ materially from those that would be determined using fair values as at the reporting date.

Revaluation adjustments are made on a class basis. Any revaluation increment is credited to equity under the heading of asset revaluation reserve except to the extent that it reversed a previous revaluation decrement of the same asset class that was previously recognised in the surplus/deficit. Revaluation decrements for a class of assets are recognised directly in the profit or loss except to the extent that they reverse a previous revaluation increment for that class. Any accumulated depreciation as at the revaluation date is eliminated against the gross carrying amount of the asset and the asset is restated to the revalued amount.

**Depreciation**

Depreciable property, plant and equipment assets are written-off to their estimated residual values over their estimated useful life using, in all cases, the straight-line method of depreciation. Depreciation rates (useful lives), residual values and methods are reviewed at each reporting date and necessary adjustments are recognised in the current, or current and future reporting periods, as appropriate.

Depreciation rates applying to each class of depreciable asset are based on the following useful lives:

Land & buildings	2.5%	Straight line
Plant and equipment	10 - 30%	Diminishing value

**Derecognition**

An item of land, buildings, plant and equipment is derecognised upon disposal of when no future economic benefits are expected from its use or disposal. Any gain or loss arising on the disposal or retirement of an item of property, plant and equipment is determined as the difference between the sales proceeds and the carrying amount of the asset and is recognised in the profit or loss.

**SHOP, DISTRIBUTIVE AND ALLIED EMPLOYEES ASSOCIATION  
(QLD BRANCH)**

**NOTES TO THE FINANCIAL STATEMENTS  
FOR THE YEAR ENDED 30 JUNE 2021**

**NOTE 1: STATEMENT OF SIGNIFICANT ACCOUNTING POLICIES (CONT.)**

**(i) Investment property**

Investment properties are properties held to earn rentals and/or for capital appreciation (including property under construction for such purposes). Investment properties are measured initially at its cost, including transaction costs. Subsequent to initial recognition, investment properties are measured at fair value. Gains and losses arising from changes in the fair value of investment properties are included in profit and loss in the period in which they arise.

An investment property is derecognised upon disposal or when the investment property is permanently withdrawn from use and no future economic benefits are expected from the disposal. Any gain or loss arising on derecognition of the property (calculated as the difference between the net disposal proceeds and the carrying amount of the asset) is included in profit or loss in the period in which the property is derecognised.

**(j) Intangibles**

Intangible assets with finite lives that are acquired separately are carried at cost less accumulated amortisation and accumulated impairment losses. Amortisation is recognised on a straight-line basis over their estimated useful life. The estimated useful lives and amortisation method are reviewed at the end of each reporting period, with the effect of any changes in estimate being accounted for on a prospective basis. Intangible assets with indefinite useful lives that are acquired separately are carried at cost less accumulated impairment losses. The useful life of the Branch's intangible assets are:

**2021**

Intangibles

-

**Derecognition**

An intangible asset is derecognised on disposal, or when no future economic benefits are expected from use or disposal. Gains or losses arising from derecognition of an intangible asset, measured as the difference between the net disposal proceeds and the carrying amount of the asset are recognised in profit or loss when the asset is derecognised.

**(k) Impairment of non-financial assets**

All assets are assessed for impairment at the end of each reporting period to the extent that there is an impairment trigger. Where indications of impairment exist, the asset's recoverable amount is estimated, and an impairment adjustment made if the asset's recoverable amount is less than its carrying amount.

The recoverable amount of an asset is the higher of its fair value less costs of disposal and its value in use. Value in use is the present value of the future cash flows expected to be derived from the asset. Where the future economic benefit of an asset is not primarily dependent on the asset's ability to generate future cash flows, and the asset would be replaced if the Branch were deprived of the asset, its value in use is taken to be its depreciated replacement cost.

**(l) Non-Current Assets held for sale**

Non-current assets are classified as held for sale if their carrying amount will be recovered principally through a sale transaction rather than through continuing use. This condition is regarded as met only when the sale is highly probable and the non-current asset is available for immediate sale in its present condition. Management must be committed to the sale, which should be expected to qualify for recognition as a completed sale within one year from the date of classification.

Non-current assets classified as held for sale are measured at the lower of their previous carrying amount and fair value less costs of disposal.

**SHOP, DISTRIBUTIVE AND ALLIED EMPLOYEES ASSOCIATION  
(QLD BRANCH)**

**NOTES TO THE FINANCIAL STATEMENTS  
FOR THE YEAR ENDED 30 JUNE 2021**

**NOTE 1: STATEMENT OF SIGNIFICANT ACCOUNTING POLICIES (CONT.)**

**(m) Taxation & Goods and Services Tax (GST)**

The income of the Branch is exempt from income tax under section 50.1 of the Income Tax Assessment Act 1997 however still has obligation for Fringe Benefits Tax (FBT) and the Goods and Services Tax (GST).

Revenues, expenses and assets are recognised net of GST except:

- where the amount of GST incurred is not recoverable from the Australian Taxation Office; and
- for receivables and payables.

The net amount of GST recoverable from, or payable to, the taxation authority is included as part of receivables or payables.

Cash flows are included in the cash flow statement on a gross basis. The GST component of cash flows arising from investing and financing activities which is recoverable from, or payable to, the Australian Taxation Office is classified within operating cash flows.

**(n) Fair value measurement**

The Branch measures financial instruments, such as, financial assets as at fair value through the profit and loss, financial assets at fair value from OCI, and non-financial assets such as land and buildings and investment properties, at fair value at each balance sheet date.

Fair value is the price that would be received to sell an asset or paid to transfer a liability in an orderly transaction between market participants at the measurement date. The fair value measurement is based on the presumption that the transaction to sell the asset or transfer the liability takes place either:

- In the principal market for the asset or liability, or
- In the absence of a principal market, in the most advantageous market for the asset or liability

The principal or the most most advantageous market must be assessable by the Branch. The fair value of an asset or liability is measured using the assumptions that market participants would use when pricing the asset or liability, assuming that market participants act in their economic best interest.

A fair value measurement of a non-financial asset takes into account a market participant's ability to generate economic benefits by using the asset in its highest and best use or by selling it to another market participant that would use the asset in its highest and best use.

The Branch uses valuation techniques that are appropriate in the circumstances and for which sufficient data are available to measure fair value, maximising the use of relevant observable inputs and minimising the use of unobservable inputs.

All assets and liabilities for which fair value is measured or disclosed in the financial statements are categorised within the fair value hierarchy, described as follows, based on the lowest level input that is significant to the fair value measurement as at whole:

- Level 1 - Quoted (unadjusted) market prices in active markets for identical assets or liabilities
- Level 2 - Valuation techniques for which the lowest level input that is significant to the fair value measurement is directly or indirectly observable
- Level 3 - Valuation techniques for which the lowest level input that is significant to the fair value measurement is unobservable

For assets and liabilities that are recognised in the financial statements on a recurring basis, the Branch determines whether transfers have occurred between levels in the hierarchy by re-assessing categorisation (based on the lowest level that is significant to the fair value measurement as a whole) at the end of each reporting period. External valuers are involved for valuation of significant assets, such as land and buildings and investment properties. Selection criteria include market knowledge, reputation, independence and whether professional standards are maintained. For the purposes of fair value disclosures, the Branch has determined classes of assets and liabilities on the basis of the nature, characteristics and risks of the asset or liability and the level of the fair value hierarchy.

**SHOP, DISTRIBUTIVE AND ALLIED EMPLOYEES ASSOCIATION  
(QLD BRANCH)**

**NOTES TO THE FINANCIAL STATEMENTS  
FOR THE YEAR ENDED 30 JUNE 2021**

**NOTE 1: STATEMENT OF SIGNIFICANT ACCOUNTING POLICIES (CONT.)**

**(o) Acquisition of assets and or liabilities that do not constitute a business combination**

The Branch did not acquire an asset or liability due to an amalgamation under Part 2 of Chapter 3 of the RO Act, a restructure of the branches of the organisation, a determination or revocation by the General Manager of the Fair Work Commission under subsections 245(1) or 249(1) of the RO Act.

**(p) Mortality Fund**

Any member who has been with the Branch for more than 25 years would be able to apply to be a mortality member, and the application is then approved by the board. Upon the death of a member, the amount paid out to the member's next-of-kin is based on the number of hours the member worked each week prior to their death.

**(q) Going Concern**

The Branch is not reliant on the agreed financial support of another reporting unit to continue on a going concern basis (as noted in the Committee of Management Statement). The Branch has not agreed to provide financial support to ensure another reporting unit or affiliate has the ability to continue as a going concern.

**NOTE 2: Events after the reporting period**

There has not been any matter or circumstance occurring subsequent to the end of the financial year that has significantly affected, or may significantly affect, the operations of the Branch, the results of those operations, or the state of affairs of the Branch in subsequent financial periods.

**SHOP, DISTRIBUTIVE AND ALLIED EMPLOYEES ASSOCIATION  
(QLD BRANCH)**

**NOTES TO THE FINANCIAL STATEMENTS  
FOR THE YEAR ENDED 30 JUNE 2021**

	Note	2021 \$	2020 \$
<b>NOTE 3: REVENUE AND INCOME</b>			
<b>Revenue from contracts with customers</b>			
Membership revenue - recognised overtime		10,749,212	10,654,805
<b>Total revenue from contracts with customers</b>		<u>10,749,212</u>	<u>10,654,805</u>
<b>NOTE 3A: OTHER INCOME</b>			
Other income		47,444	13,055
Investment Income		335,033	400,582
		<u>382,477</u>	<u>413,637</u>
<b>NOTE 4: ADMINISTRATION EXPENSES</b>			
Advertising Costs		27,081	20,494
Bank Charges		13,339	10,277
Building Expenses - Head office		260,713	231,396
Grants and Donations	4(a)	23,767	33,295
General Expenses		390,539	373,628
Information Technology costs		224,333	257,450
Interest Expense		27,753	22,895
Conference & Meeting Expenses		54,095	54,916
Photocopier Expenses		264,498	207,827
Telephone		66,302	88,425
<b>Total administration expenses</b>		<u>1,352,420</u>	<u>1,300,603</u>
<b>NOTE 4(a): GRANTS &amp; DONATIONS EXPENSED</b>			
<b>Donations</b>			
- Total paid that were \$1,000 or less		767	295
- Total paid that exceeded \$1,000		23,000	33,000
<b>Grants</b>			
- Total paid that were \$1,000 or less		-	-
- Total paid that exceeded \$1,000		-	-
		<u>23,767</u>	<u>33,295</u>
<b>NOTE 5: AFFILIATION FEES</b>			
Shop Distributive & Allied Employees National Fund*		966,130	965,613
Shop Distributive & Allied Employees International Fund		144,919	146,882
The Australian Labor Party		172,829	166,251
The Union Shopper Inc		22,727	34,090
McKell Institute		20,000	6,667
<b>Total Affiliation Fees</b>		<u>1,326,605</u>	<u>1,319,503</u>

\*Includes prepaid affiliation fees of \$277,762 expensed during the year.

**SHOP, DISTRIBUTIVE AND ALLIED EMPLOYEES ASSOCIATION  
(QLD BRANCH)**

**NOTES TO THE FINANCIAL STATEMENTS  
FOR THE YEAR ENDED 30 JUNE 2021**

	Note	2021 \$	2020 \$
<b>NOTE 6: AUDITORS' REMUNERATION</b>			
Remuneration of the auditor for:			
- Auditing or reviewing the financial report		51,508	58,038
- Other accounting and taxation services provided by related practice of auditor		257,869	202,229
		309,377	260,267
<b>NOTE 7: FEDERAL EXPENSES</b>			
- Conference & Meeting Expenses		15,220	76,708
- Fees & Allowances - Meeting & Conferences		3,453	53,218
		18,673	129,926
<b>NOTE 8: LEGAL COSTS</b>			
- Litigation		-	-
- Other Legal Matters		128,510	69,159
		128,510	69,159
<b>NOTE 9: EMPLOYEE EXPENSES</b>			
Holders of Office:			
- Wages and Salaries		286,511	279,190
- Leave and Other Entitlements		25,912	27,244
- Separation and Redundancy		-	-
- Other Employee Expenses		-	-
		312,423	306,434
Employees other than Office Holders:			
- Wages and Salaries		3,673,254	3,551,509
- Leave and Other Entitlements		338,779	271,230
- Separation and Redundancy		-	-
- Other Employee Expenses		-	-
		4,012,033	3,822,739
Total Employee Expenses		4,324,456	4,129,173
Superannuation - Holders of Office		49,849	52,017
Superannuation - Employees other than Office Holders		472,859	543,184
Total Superannuation Expenses		522,708	595,201

**SHOP, DISTRIBUTIVE AND ALLIED EMPLOYEES ASSOCIATION  
(QLD BRANCH)**

**NOTES TO THE FINANCIAL STATEMENTS  
FOR THE YEAR ENDED 30 JUNE 2021**

	Note	2021 \$	2020 \$
<b>NOTE 10: CASH AND CASH EQUIVALENTS</b>			
Cash at bank		313,867	1,640,913
Cash - other		500	500
		314,367	1,641,413
Reconciliation of cash			
Cash at the end of the financial year as shown in the cash flow statement is reconciled to items in the balance sheet as follows:			
Cash and cash equivalents		314,367	1,641,413
<b>NOTE 11: TRADE AND OTHER RECEIVABLES</b>			
<b>CURRENT</b>			
Membership fees receivable		804,613	863,236
Receivables from other reporting units		-	-
Less Allowance for expected credit loss		-	-
		804,613	863,236
<i>Membership fees receivable represents the net amount after the amount payable to employers as consideration for payroll deductions of membership subscriptions estimated to be \$1,918 (2020: \$2,123).</i>			
The Branch is not owed any other amounts from other reporting units of the organization.			
<b>NOTE 12: CASH MANAGEMENT ACCOUNTS</b>			
<b>CURRENT</b>			
Queensland Credit Union - Moneymaker		8,296,663	37,894
Colonial Investment Portfolio - Cash and Short Term Deposits		406,027	7,943,819
		8,702,690	7,981,713
<b>NOTE 13: OTHER ASSETS</b>			
<b>CURRENT</b>			
Rental property debtors		128,161	47,789
Prepayments		507,236	347,093
		635,397	394,882



**SHOP, DISTRIBUTIVE AND ALLIED EMPLOYEES ASSOCIATION  
(QLD BRANCH)**

**NOTES TO THE FINANCIAL STATEMENTS  
FOR THE YEAR ENDED 30 JUNE 2021**

	2021 \$	2020 \$
<b>NOTE 14: FINANCIAL ASSETS AT FAIR VALUE THROUGH PROFIT OR LOSS</b>		
<b>Non Current Asset</b>		
Investments - Colonial Long Term Reserve	7,342,312	6,838,458
	7,342,312	6,838,458
	7,342,312	6,838,458

**(i) Fair value Hierarchy**

The following table provides an analysis of financial assets that are measured at fair value, by fair value hierarchy.

**Fair value hierarchy - 30 June 2021**

	Date of valuation	Level 1 \$	Level 2 \$	Level 3 \$
<b>Assets measured at fair value</b>		\$	\$	\$
Colonial Long Term Reserve	30/06/2021	-	7,342,312	-
<b>Total</b>		-	7,342,312	-
		-	7,342,312	-

**Fair Value hierarchy - 30 June 2020**

	Date of valuation	Level 1 \$	Level 2 \$	Level 3 \$
<b>Assets measured at fair value</b>		\$	\$	\$
Colonial Long Term Reserve	30/06/2020	-	6,838,458	-
<b>Total</b>		-	6,838,458	-
		-	6,838,458	-

**NOTE 15: PROPERTY, PLANT AND EQUIPMENT**

	2021 \$	2020 \$
<b>LAND &amp; BUILDING (385 ST PAULS TERRACE)</b>		
At Fair Value	9,700,000	9,700,000
Less accumulated depreciation	(79,944)	-
<b>Total land and buildings</b>	9,620,056	9,700,000
	9,620,056	9,700,000
<b>PLANT AND EQUIPMENT</b>		
At cost	1,891,269	1,787,039
Less accumulated depreciation	(1,360,449)	(1,262,665)
<b>Total plant &amp; equipment</b>	530,821	524,374
	530,821	524,374
<b>Total property, plant and equipment</b>	10,150,877	10,224,374

Movements in property, plant & equipment during the financial year ended 30 June 2021 were as follows:

	Land & Building \$	Plant & Equipment \$	Total \$
Balance at the beginning of the year	9,700,000	524,375	10,224,375
Additions	-	130,973	130,973
Disposals	-	(9,199)	(9,199)
Depreciation expenses	(79,944)	(115,328)	(195,272)
<b>Carrying amount at the end of the year</b>	9,620,056	530,821	10,150,877

**SHOP, DISTRIBUTIVE AND ALLIED EMPLOYEES ASSOCIATION  
(QLD BRANCH)**

**NOTES TO THE FINANCIAL STATEMENTS  
FOR THE YEAR ENDED 30 JUNE 2021**

**NOTE 15: PROPERTY, PLANT AND EQUIPMENT (CONT.)**

Movements in property, plant & equipment during the financial year ended 30 June 2020 were as follows:

	Land & Building \$	Plant & Equipment \$	Total \$
Balance at the beginning of the year	8,548,433	530,519	9,078,952
Additions	79,523	99,309	178,832
Disposals	-	-	-
Revaluation increment/(decrement)	1,151,389	-	1,151,389
Depreciation expenses	(79,345)	(105,453)	(184,798)
Carrying amount at the end of the year	9,700,000	524,375	10,224,375

**Measurement of fair value at 30 June 2021**

	Level 1	Level 2	Level 3
<b>Assets Measured at Fair Value</b>			
385 St Pauls Terrace, Fortitude Valley	-	-	9,620,056
	-	-	9,620,056

**Measurement of fair value at 30 June 2020**

	Level 1	Level 2	Level 3
<b>Assets Measured at Fair Value</b>			
385 St Pauls Terrace, Fortitude Valley	-	-	9,700,000
	-	-	9,700,000

**(i) Measurement of fair value**

**Fair value hierarchy**

The fair value of land and buildings was determined by external, independent property valuers, having appropriate recognised professional qualifications and recent experience in the location and category of the property being valued. The independent valuers provide the fair value of the Branch's head office property at least every three years.

The fair value measurement for the properties was determined at 29 July 2020 by A Weir, Director and certified practicing valuer of Herron Todd White, a registered independent appraiser having an appropriate recognised professional qualification in Australian Property Institute and recent experience in the location and category of the property being valued. The fair value measurements have been categorized as follows based on the inputs to the valuation technique used (see Note 1).

A significant increase (decrease) in estimated price per square metre in isolation would result in a significantly higher (lower) fair value. The revalued land and buildings consist of 1,474 sqm of land, Multi Purpose Building, and 40 car parking bays. Management determined that these constitute one class of asset based on the nature, characteristics and risks of the property.

**(ii) Level 3 fair value - valuation techniques and significant unobservable inputs**

The following table sets out the valuation techniques used to measure fair value within Level 3, including details of the significant unobservable inputs used and the relationship between unobservable inputs and fair value.

Description	Valuation Approach	Unobservable inputs	Range of inputs	Relationship between unobservable inputs and fair value
Land & buildings	Market approach (using capitalisation) based prices and other relevant information generated by market transactions involving identical or comparable assets.	Passing Yield	7.02%	The capitalisation approach examines potential net income available from the property, which is then capitalised at a rate that reflects the risk profile of the property, and the property market of the day.
		Initial Yield Fully Leased	7.02%	
		Analysed Market Yield	7.02%	
		Capitalisation Rate	7.00%	
		Value rate per square metre of lettable area	\$5,056	

**SHOP, DISTRIBUTIVE AND ALLIED EMPLOYEES ASSOCIATION  
(QLD BRANCH)**

**NOTES TO THE FINANCIAL STATEMENTS  
FOR THE YEAR ENDED 30 JUNE 2021**

	2021 \$	2020 \$
<b>NOTE 16: INVESTMENT PROPERTIES</b>		
At Fair Value	6,970,389	6,300,000
Total investment properties	6,970,389	6,300,000

Movements in the investment properties during the financial year ended 30 June 2021 were as follows:

	Eagle Farm \$	Total \$
Balance at the beginning of the year	6,300,000	6,300,000
Additions	670,389	670,389
Disposals	-	-
Fair Value Adjustment (see below)	-	-
Transfer to Assets held for sale	-	-
Carrying amount at the end of the year	6,970,389	6,970,389

Movements in the investment properties during the financial year ended 30 June 2020 were as follows:

	Eagle Farm \$	Total \$
Balance at the beginning of the year	6,300,000	6,300,000
Additions	228,616	228,616
Disposals	-	-
Fair Value Adjustment (see below)	(228,616)	(228,616)
Transfer to Assets held for sale	-	-
Carrying amount at the end of the year	6,300,000	6,300,000

**Measurement of fair value at 30 June 2021**

	Level 1	Level 2	Level 3
<b>Assets Measured at Fair Value</b>			
48 Harvey St, Eagle Farm	-	-	4,551,010
52 Cullen St, Eagle Farm	-	-	2,423,731
	-	-	6,974,741

**Measurement of fair value at 30 June 2020**

	Level 1	Level 2	Level 3
<b>Assets Measured at Fair Value</b>			
48 Harvey St, Eagle Farm	-	-	4,310,000
52 Cullen St, Eagle Farm	-	-	1,990,000
	-	-	6,300,000

**SHOP, DISTRIBUTIVE AND ALLIED EMPLOYEES ASSOCIATION  
(QLD BRANCH)**

**NOTES TO THE FINANCIAL STATEMENTS  
FOR THE YEAR ENDED 30 JUNE 2021**

**NOTE 16: INVESTMENT PROPERTIES (CONT.)**

**(i) Fair value hierarchy**

The fair value of investment properties was determined by external, independent property valuers, having appropriate recognised professional qualifications and recent experience in the location and category of the property being valued. The independent valuers provide the fair value of the Branch's investment property at least every three years.

The fair value measurement for the investment properties was determined based on valuations completed as at 4 August 2020 by David Walsh and Simon Fox from Herron Todd White, registered independent appraisers having appropriate recognised professional qualifications in Australian Property Institute and recent experience in the location and category of the property being valued. A valuation update was obtained from the valuers on 18 August 2021.

**(ii) Level 3 fair value - valuation techniques and significant unobservable inputs**

The following table sets out the valuation techniques used to measure fair value within Level 3, including details of the significant unobservable inputs used and the relationship between unobservable inputs and fair value.

The fair value measurements have been categorized as follows based on the inputs to the valuation technique used (see Note 1).

<b>Description</b>	<b>Valuation Approach</b>	<b>Unobservable inputs</b>	<b>Range of inputs</b>	<b>Relationship between unobservable inputs and fair value</b>
Investment Properties	Direct Comparison approach	Rate per square metre of land area	\$725 to \$775	The estimated fair value would increase (decrease) if selling price per square metre was higher (lower).

A significant increase (decrease) in estimated rate per square metre of land area in isolation would result in a significantly higher (lower) fair value.

**SHOP, DISTRIBUTIVE AND ALLIED EMPLOYEES ASSOCIATION  
(QLD BRANCH)**

**NOTES TO THE FINANCIAL STATEMENTS  
FOR THE YEAR ENDED 30 JUNE 2021**

**NOTE 17: LEASES**

Set out below are the carrying amounts of right-of-use assets recognised and the movements during the period:

	2021 \$	2020 \$
As at 1 July 2020	641,951	967,917
Depreciation expense	(56,593)	(325,966)
Disposal	-	-
<b>As at 30 June 2021</b>	<b>585,358</b>	<b>641,951</b>

Set out below are the carrying amounts of lease liabilities (included under interest-bearing loans and borrowings) and the movements during the period:

	2021 \$	2020 \$
As at 1 July 2020	646,115	-
Additions	295,733	967,917
Accretion of interest	41,346	22,820
Payments	(386,489)	(344,622)
<b>As at 30 June 2021</b>	<b>596,705</b>	<b>646,115</b>
Current	275,805	263,022
Non-current	320,900	383,093

The following provides information on the Branch's variable lease payments, including the magnitude in relation to fixed payments:

Depreciation expense of right-of-use assets	368,976	325,966
Interest expense on lease liabilities	41,346	22,820
Variable lease payments	(386,489)	(344,622)
<b>Net impact of lease accounting</b>	<b>23,833</b>	<b>4,164</b>

**SHOP, DISTRIBUTIVE AND ALLIED EMPLOYEES ASSOCIATION  
(QLD BRANCH)**

**NOTES TO THE FINANCIAL STATEMENTS  
FOR THE YEAR ENDED 30 JUNE 2021**

<b>NOTE 18: INTANGIBLES</b>	<b>Note</b>	<b>2021</b>	<b>2020</b>
		\$	\$
Computer software		33,980	-
<b>Total intangibles</b>		<b>33,980</b>	<b>-</b>
 <i>Reconciliation of opening and closing balances of intangibles</i>			
		<b>2021</b>	<b>2020</b>
		\$	\$
<b>Opening balance 1 July 2020</b>		-	-
Additions		33,980	-
<b>Carrying value 30 June 2021</b>		<b>33,980</b>	<b>-</b>
 <b>NOTE 19: TRADE AND OTHER PAYABLES</b>			
<b>CURRENT</b>			
Unsecured liabilities			
Trade creditors		44,398	81,752
Payables to other reporting units	28	-	-
Accrued expenses		168,981	194,856
PAYG tax withholding		-	-
GST payable/(refundable)		117,886	310,368
Superannuation payable		17	98,180
Employee deductions		-	48
		<b>331,282</b>	<b>685,204</b>

The Branch does not owe any other amounts to another reporting unit of the organisation.

**SHOP, DISTRIBUTIVE AND ALLIED EMPLOYEES ASSOCIATION  
(QLD BRANCH)**

**NOTES TO THE FINANCIAL STATEMENTS  
FOR THE YEAR ENDED 30 JUNE 2021**

	Note	2021 \$	2020 \$
<b>NOTE 20: LEGAL COSTS PAYABLE</b>			
- Litigation costs payable		-	-
- Other legal costs payable		829	1,155
		<u>829</u>	<u>1,155</u>
<b>NOTE 21: EMPLOYEE ENTITLEMENT PROVISIONS</b>			
<b>CURRENT</b>			
Holders of Office:			
Provision for annual leave		17,368	15,261
Provision for long service leave		82,147	87,225
Provision for separation & redundancies		-	-
Provision for other employee provisions		-	-
		<u>99,515</u>	<u>102,486</u>
Employees other than Office Holders:			
Provision for annual leave		546,591	534,916
Provision for long service leave		674,211	598,156
Provision for separation & redundancies		-	-
Provision for other employee provisions		-	-
		<u>1,220,802</u>	<u>1,133,072</u>
Provision for wage increase		-	-
		<u>1,320,317</u>	<u>1,235,558</u>
<b>NON-CURRENT</b>			
Holders of Office:			
Provision for long service leave		-	-
		<u>-</u>	<u>-</u>
Employees other than Office Holders:			
Provision for long service leave		5,092	56,466
Provision for separation & redundancies		-	-
Provision for other employee provisions		-	-
		<u>5,092</u>	<u>56,466</u>
Total Employee Entitlements		<u>1,325,409</u>	<u>1,292,024</u>
<b>NOTE 22: OTHER CURRENT LIABILITIES</b>			
Withholding tax credit		-	-
CBA Mastercards		13,339	9,906
AWU Owings		20	56
Other SDA Owings		-	3,755
Contributions in Advance		36	-
		<u>13,395</u>	<u>13,717</u>
<b>NOTE 23: GENERAL FUND</b>			
Total at the beginning of the financial year		31,097,578	31,041,372
Prior year adjustment to Asset Revaluation Reserve		-	-
Transfers from reserves		-	405
Net income/(loss) for the year		1,024,225	55,801
Total at the reporting date		<u>32,121,803</u>	<u>31,097,578</u>

**SHOP, DISTRIBUTIVE AND ALLIED EMPLOYEES ASSOCIATION  
(QLD BRANCH)**

**NOTES TO THE FINANCIAL STATEMENTS  
FOR THE YEAR ENDED 30 JUNE 2021**

	Note	2021 \$	2020 \$
<b>NOTE 24: ASSET REVALUATION RESERVE</b>			
Total at the beginning of the financial year		1,151,389	-
Revaluation increments - 385 St Pauls Terrace		-	1,151,389
Total at reporting date		<u>1,151,389</u>	<u>1,151,389</u>
<b>NOTE 25: CASH FLOW RECONCILIATION</b>			
<b>(a) Reconciliation of cash and cash equivalents as per statement of financial position to cash flow statement:</b>			
<b>Cash and cash equivalents as per:</b>			
Cash flow statement		314,367	1,641,413
Statement of financial position		<u>314,367</u>	<u>1,641,413</u>
		-	-
Reconciliation of profit/(deficit) to net cash from operating activities:			
Profit/(deficit) for the year		1,024,225	55,801
Adjustments for non-cash items:			
Amortisation		270,204	185,186
Depreciation		195,272	325,966
Fair value movements in investment property		(503,854)	228,616
Fair value movements in investments		-	348,990
Loss/(gain) on disposal of assets		9,199	-
Changes in current assets and liabilities:			
(Increase)/decrease in net receivables		(102,395)	44,495
(Increase)/decrease in other assets		-	739
(Increase)/decrease in prepayments		(160,143)	6,164
Increase/(decrease) in supplier payables		(37,351)	(6,119)
Increase/(decrease) in employee provisions		33,384	103,484
Increase/(decrease) in mortality funds		-	-
Increase/(decrease) in other payables		<u>(236,247)</u>	<u>(459,857)</u>
Cash flows from operations		<u>492,294</u>	<u>833,465</u>
<b>Note 25(b) : Cash flow information</b>			
<b>Cash outflows</b>			
SDA National		1,188,595	1,238,714
SDA South Australia		231	-
SDA New South Wales		<u>2,304</u>	<u>8,100</u>
<b>Total Cash outflows</b>	<b>28</b>	<u>1,191,130</u>	<u>1,246,814</u>



**SHOP, DISTRIBUTIVE AND ALLIED EMPLOYEES ASSOCIATION  
(QLD BRANCH)**

**NOTES TO THE FINANCIAL STATEMENTS  
FOR THE YEAR ENDED 30 JUNE 2021**

**NOTE 26: CONTINGENT LIABILITIES**

The Branch does not have any contingent liabilities.

**NOTE 27: COMMITMENTS**

**Lease Commitments Receivable**

Some of the investment properties are leased to tenants under long-term operating leases with rentals payable monthly. Minimum lease payments receivable on leases of investment properties are as follows:

	<b>2021</b>	<b>2020</b>
	<b>\$</b>	<b>\$</b>
<b>Rental income receivable</b>		
Less than one year	-	204,010
Greater than one year but less than two years	-	153,147
	-	357,157
	-	357,157

**Lease Commitments Payable**

**Commitments payable relating to service contracts**

Less than one year	13,092	13,092
Greater than one year but less than two years	373	4,250
	13,465	17,342
	13,465	17,342

**Capital Commitments Payable**

**Eagle farm contract**

Less than one year	7,778,533	-
	7,778,533	-
	7,778,533	-

**SHOP, DISTRIBUTIVE AND ALLIED EMPLOYEES ASSOCIATION  
(QLD BRANCH)**

**NOTES TO THE FINANCIAL STATEMENTS  
FOR THE YEAR ENDED 30 JUNE 2021**

**NOTE 28: RELATED PARTY TRANSACTIONS**

**Terms and conditions of transactions with related parties**

The sales to and purchases from related parties are made on terms equivalent to those that prevail in arm's length transactions. Outstanding balances for sales and purchases at the year end are unsecured and interest free and settlement occurs in cash. There have been no guarantees provided or received for any related party receivables or payables. For the year ended 30 June 2021, the Branch has not recorded any impairment of receivables relating to amounts owed by related parties and declared person or body (2020: \$Nil). This assessment is undertaken each financial year through examining the financial position of the related party and the market in which the related party operates.

The following table provides the total amount of expenses that have been incurred on behalf of related parties for the period.

Affiliation fees paid to SDA National	1,111,049	1,112,495
Expenses paid to SDA National		
• ACTU "Change the Rules" Campaign	-	-
• "No One Deserves a Serve" Campaign	35,378	84,623
• Plastic Bag Ban (NODAS) Campaign	-	-
• Intranet and IT	33,980	40,900
• ACTU Congress Accommodation	-	-
• Thompson Reuters Subscriptions	-	-
• Branch contribution to ALP 2019 Election	-	-
• Other	8,188	696
Amounts owed by SDA National	-	-
Amounts owed to SDA National	-	-
Loans from/to SDA National	-	-
Assets transferred from/to SDA National	-	-
Amounts paid to SDA New South Wales	2,304	8,100
Amounts paid to SDA South Australia	231	-
	<u>1,191,130</u>	<u>1,246,814</u>

The following table provides the total amount of expense reimbursements that have been received from related parties for the period.

	2021	2020
	\$	\$
SDA NSW	-	-
SDA Western Australia	-	-
SDA National	-	-
	<u>-</u>	<u>-</u>

The SDA National Association is a related party of the Branch. The National Association helps and guides the affiliated Branches to carry out the policy of the Association and/or all or any of the objects of the Association. SDA NSW, SDA Western Australia and SDA South Australia are related parties of the Branch and are affiliated branches under SDA National Association.

The Branch has not received any other financial support from another reporting unit of the organization.

**SHOP, DISTRIBUTIVE AND ALLIED EMPLOYEES ASSOCIATION  
(QLD BRANCH)**

**NOTES TO THE FINANCIAL STATEMENTS  
FOR THE YEAR ENDED 30 JUNE 2021**

**NOTE 29: NUMBER OF EMPLOYEES AT BALANCE DATE** **55**

**NOTE 30: KEY MANAGEMENT PERSONNEL REMUNERATION FOR THE REPORTING PERIOD**

<b>Short-term employee benefits</b>		
Salary (including annual leave taken & termination payments)	312,424	306,434
Salary sacrifice	-	-
Annual leave accrued during the year	23,201	23,011
Non-monetary benefits	22,473	23,654
<b>Total short-term employee benefits</b>	<u>358,098</u>	<u>353,099</u>
<b>Post-employment benefits</b>		
Superannuation	49,849	48,048
<b>Total post-employment benefits</b>	<u>49,849</u>	<u>48,048</u>
<b>Other long-term benefits</b>		
Long-service leave accrued	8,836	9,555
<b>Total other long-term benefits</b>	<u>8,836</u>	<u>9,555</u>
<b>Total</b>	<u><u>416,783</u></u>	<u><u>410,702</u></u>

**NOTE 31: FINANCIAL RISK MANAGEMENT**

**a. Financial Risk Management Policies**

The entity's financial instruments consist mainly of deposits with banks, short-term investments, and accounts receivable and payable

The entity does not have any derivative instruments at 30 June 2021.

**i. Treasury Risk Management**

An audit and risk committee consisting of senior committee members meets on a regular basis to analyse financial risk exposure and to evaluate treasury management strategies in the context of the most recent economic conditions and forecasts.

**ii. Financial Risks Exposure Management**

The main risks the entity is exposed to through its financial instruments are interest rate risk, liquidity risk and credit risk.

**(a) Foreign currency risk**

The entity is not exposed to fluctuations in foreign currencies.

**(b) Liquidity risk**

Liquidity risk is the risk that the Branch may encounter difficulties raising funds to meet commitments associated with financial instruments. The entity manages liquidity risk by monitoring forecast cash flows.

**SHOP, DISTRIBUTIVE AND ALLIED EMPLOYEES ASSOCIATION  
(QLD BRANCH)**

**NOTES TO THE FINANCIAL STATEMENTS  
FOR THE YEAR ENDED 30 JUNE 2021**

**NOTE 31: FINANCIAL RISK MANAGEMENT (CONT.)**

**a. Financial Risk Management Policies (cont.)**

**ii. Financial Risks Exposure Management (cont.)**

**(c) Credit Risk**

The maximum exposure to credit risk, excluding the value of any collateral or other security, at balance date to recognised financial assets, is the carrying amount, net of any provisions for impairment of those assets, as disclosed in the table below. The entity does not have any material credit risk exposure to any single receivable or group of receivables under financial instruments entered into by the entity.

There is no material amounts of collateral held as security at 30 June 2021.

Credit risk is managed by the entity and reviewed regularly by the finance committee. It arises from exposures to customers as well as through deposits with financial institutions.

The entity monitors the credit risk by actively assessing the rating quality and liquidity of counterparties:

- Only banks and financial institutions with an 'A' rating are utilised.
- The credit standing of counterparties is reviewed monthly for liquidity and credit risk.

**iii. Equity price risk**

The Branch's equity investments are susceptible to market price risk arising from uncertainties about future values of the investment securities. The Branch manages the equity price risk by engaging an external investment manager who provides advice on managing the investment portfolio and managed funds are used to diversify the investments.

Reports on the equity portfolio are submitted to the Branch's senior management on a regular basis. The Branch's senior management reviews and approves all equity investment decisions.

At the reporting date, the exposure to equity investments at fair value was \$7,342,312. The Branch has determined that an increase/(decrease) of 2% on the unit price could have an impact of approximately \$146,846 increase/(decrease) on the income and equity attributable to the Branch.

**SHOP, DISTRIBUTIVE AND ALLIED EMPLOYEES ASSOCIATION  
(QLD BRANCH)**

**NOTES TO THE FINANCIAL STATEMENTS  
FOR THE YEAR ENDED 30 JUNE 2021**

**NOTE 31: FINANCIAL RISK MANAGEMENT (CONT.)**

**b. Financial Instruments Composition and Sensitivity Analysis**

**Credit Risk Analysis:**

The following illustrates the Branch's exposure to credit risk at the end of the reporting period:

		2021	2020
		\$	\$
<b>CURRENT</b>			
Cash management accounts	12	8,702,690	7,981,713
Other current assets	13	635,397	394,882
Trade and other receivables	11	804,613	863,236
		10,142,700	9,239,831

None of the above receivables are past due (2020: nil) and based on historic default rates and the minimal credit risk, the Branch believes no impairment allowance is necessary. At 30 June 2021 the Branch does not have any collective impairments on its cash and cash equivalents, receivables or other financial assets (2020: nil).

The table below reflects the undiscounted contractual settlement terms for financial instruments of a fixed period of maturity, as well as management's expectations of the settlement period for all other financial instruments. As such, the amounts may not reconcile to the balance sheet.

**Contractual maturities for financial liabilities 2021**

	On Demand	< 1 year	1-2 years	2-5 years	>5 years	Total
<b>Financial liabilities</b>						
Other payables	-	331,282	-	-	-	331,282
Lease liabilities	-	275,806	211,213	109,687	-	596,706
<b>Total financial liabilities</b>	-	607,088	211,213	109,687	-	927,988

**Contractual maturities for financial liabilities 2020**

	On Demand	< 1 year	1-2 years	2-5 years	>5 years	Total
<b>Financial liabilities</b>						
Other payables	-	685,204	-	-	-	685,204
Lease liabilities	-	263,022	177,096	205,997	-	646,115
<b>Total financial liabilities</b>	-	948,226	177,096	205,997	-	1,331,319

Management of the reporting unit assessed that all of its financial instruments approximate their carrying amounts largely due to the short term maturities of these instruments.

**SHOP, DISTRIBUTIVE AND ALLIED EMPLOYEES ASSOCIATION  
(QLD BRANCH)**

**NOTES TO THE FINANCIAL STATEMENTS  
FOR THE YEAR ENDED 30 JUNE 2021**

**NOTE 31: FINANCIAL RISK MANAGEMENT (CONT.)**

**Market Risk:**

**(d) Interest rate risk**

The Branch has performed a sensitivity analysis relating to its exposure to interest rate risk at balance date. This sensitivity analysis demonstrates the effect on current year results and equity which could result from a change in this risk.

As at 30 June 2021, the effect on profit and equity as a result of changes in the interest rate, with all other variables remaining constant, would be as follows:

	2021	2020
	\$	\$
<b>Change in profit</b>		
– Increase in interest rate by 2%	180,331	35,412
– Decrease in interest rate by 2%	(180,331)	(35,412)

This sensitivity analysis has been performed on the assumption that all other variables remain unchanged. Interest rate on lease liabilities are at fixed interest rate. No sensitivity analysis has been performed for foreign exchange risk, as the Branch is not exposed to fluctuations in foreign exchange.

**Financing arrangements**

The following financing facilities were available to the Branch at the end of the reporting period:

	2021	2020
	\$	\$
<b>Bank Overdraft</b>		
Total facilities:		
Used at the end of the reporting period	-	-
Unused at the end of the reporting period	-	-

**SHOP, DISTRIBUTIVE AND ALLIED EMPLOYEES ASSOCIATION  
(QLD BRANCH)**

**NOTES TO THE FINANCIAL STATEMENTS  
FOR THE YEAR ENDED 30 JUNE 2021**

**NOTE 32: ADMINISTRATION OF FINANCIAL AFFAIRS BY A THIRD PARTY**

SDA did not have another entity administer the financial affairs of the reporting unit.

**NOTE 33: BRANCH DETAILS**

The registered office of the Branch is:

SDA House  
385 St Pauls Terrace  
Fortitude Valley, QLD 4006

**NOTE 34: PARENT ENTITY**

SDAEA National Office is this Branch's parent entity.

**NOTE 35: EVENTS OCCURRING AFTER BALANCE DATE**

No matter or circumstance has arisen since 30 June 2021 that has significantly affected, or may significantly affect the Branch's operations, the results of those operations, or the incorporated association's state of affairs in future financial years.

**NOTE 36: Section 272 Fair Work (Registered Organisation) Act 2009**

In accordance with the requirements of the Fair Work (*Registered Organisations*) Act 2009, the attention of members is drawn to the provisions of subsections (1) to (3) of section 272, which reads as follows:

Information to be provided to members or Commissioner:

- (1) A member of a reporting unit, or the Commissioner, may apply to the reporting unit for specified prescribed information in relation to the reporting unit to be made available to the person making the application.
- (2) The application must be in writing and must specify the period within which, and the manner in which, the information is to be made available. The period must not be less than 14 days after the application is given to the reporting unit.
- (3) A reporting unit must comply with an application made under subsection (1).